



# **LAB**view **BV900** *Generation II*



## **Evidence Viewing System for Search & Documentation**

for blood, gunshot residue and  
many other type of evidence  
in the forensic laboratory



## System Concept

**LABview BV900** is a fully autonomous system for visualisation and documentation of evidence. With an integrated controller with touch screen operation, no external PC is required. The system can though be connected to a laboratory computer network for storing or exchanging images.

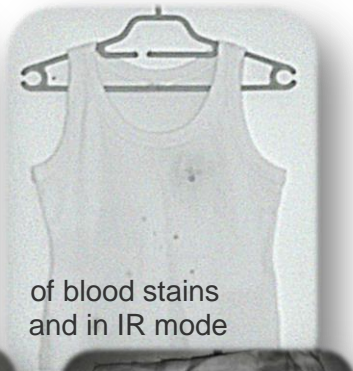
Featuring a powerful 10 MPix camera, sensitive up to near IR, the system can be used for the screening of evidence for e.g. blood stains or gunshot residue. The camera is assisted by a built-in IR illumination with 850nm.

Other type of evidence as bodily fluids or chemically developed evidence like Ninhydrin, DFO or IND treated fingerprints or any other fluorescent material can be processed using a customizable, motorized filter wheel.

**LABview** can also utilize a residual light amplifier boosted camera for enhanced visibility of Luminol and derivatives. This reduces the amount of chemicals to be used for detecting even fine traces of blood substantially.

## The Applications at a Glance:

- IR screening & imaging for dried-up **blood** or **gunshot residue** with up to 10 MPix
- enhanced screening & imaging of **Luminol** and derivatives with up to 1.3 MPix
- screening and imaging for other type of evidence **using existing forensic light sources** or by adding additional **LIGHTcubes**



## Mounting Options

**LABview** can be mounted on standard laboratory copy stands (see back page) or dedicated screening stands. Especially for screening of larger exhibits without moving the evidence, it is advisable to use the system in combination with a system out of the **EViscreen** range (centre picture and picture right).



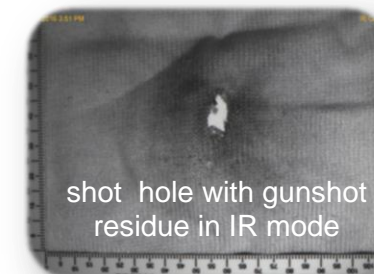
# LABview BV900 Generation II



## Manual & Auto Focus

Each handle of **LABview** features focus buttons, enabling fast and easy focussing onto an object. Fixed zoom in combination with a large focal range allow entirety shots as well as close-ups.

A snapshot button at the front of each handle allows fast recording of images as well as videos using the selected camera.



## Cameras and Filters

**LABview** can be fitted with two different camera systems. By default the system is equipped with a 10 MPix VIS/IR colour & monochrome camera and the required VIS and IR camera filters, mounted on a motorized filter wheel. Mounting positions for up to 9 additional (and custom) filters allow expanding the system with additional light modules e.g. for visualisation of bodily fluids with **LIGHTcubes** in UV or blue.

Obviously also light sources already existing in the laboratory can be used. A suitable camera filter would be fitted into the motorised filter wheel.

A second camera mounting location could feature a light amplifier camera, e.g. for better visibility of Luminol or derivatives.

## Modular Illumination

**LABview** features the novel, modular light system **LIGHTcube** for optimum illumination of the evidence material.

By default the system comes with always **LIGHTcube** modules in white and IR (two of each type). By adding further modules the user can increase illumination power or add additional light colours for more versatility



## Embedded Touch Panel Controller

Via an integrated controller with a touch screen operation the **LABview** system communicates with the user. The software features automated functions as selecting the right filter when activating a light source, allows recording of pictures or videos without the need for an external PC. Recorded images and videos are simply transferred via a standard USB pen drive or a LAN connection.

Scan the QR code for more info and a video.







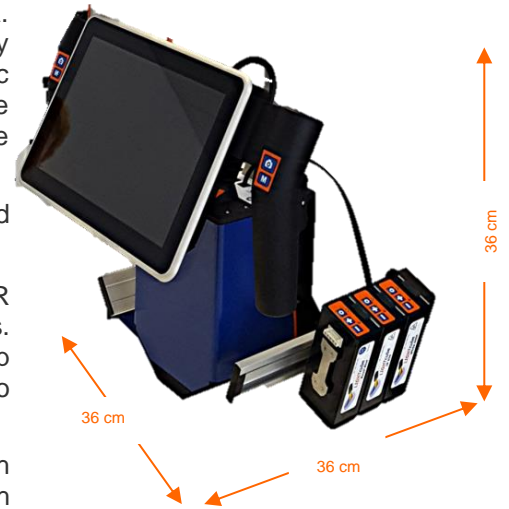
# LABview BV900

Blood stains and bodily fluids form a valuable source for securing DNA. Various other types of evidence such as gunshot residue or chemically treated fingerprints are a part of the routine material handled by forensic laboratories. All of the above are more or less difficult to be seen by the human eye and though search for these type of evidence is often time consuming.

**LABview BV900** by Attestor Forensics is the perfect tool for the fast and efficient search and documentation of such evidence in the laboratory.

With a modular camera configuration including a 10 MPix VIS & IR sensitive colour and monochrome camera it allows optimum search results. An integrated IR light source perfectly fits the IR characteristics of dried-up blood or gunshot residue. A customisable filter wheel allows the system to match forensic light sources already available in the laboratory.

A second camera mounting position allows adding special functions such as enhanced visibility of Luminol and similar chemicals through a high grade light amplifying camera – already known from the crime scene version **SCENEview**.



### VIS & IR-Sensitive Colour Camera

- 10 MPix resolution
- auto focus with manual override

### Image Processing

- integrated 10" touch screen controller with interfaces to external monitor, mouse, keyboard or USB pen drives

### Mounting Options (available separately)



mounted on a standard camera stand



wall-mounted with a camera search arm (part of **EVIscreen**)



mounted on an **EVIscreen** system

### High-Grade Residual Light Amplifier

- light amplification up to x 70.000
- image interface with 1.3 MPix resolution
- optical filter for enhancement of the Luminol contrast

### Versatility & Expansion

- separate, modular light modules (**LIGHTcube**) allow the use with various different types of evidence types and material
- additional special cameras and live view interface for external SLR camera in preparation

Authorised Distributor:



**Attestor Forensics GmbH**  
Zeppelinstr. 28  
88410 Bad Wurzach  
Germany

[attestor@attestor-forensics.com](mailto:attestor@attestor-forensics.com)  
[www.attestor-forensics.com](http://www.attestor-forensics.com)

This is a product info brochure. Images might not be true to scale. Binding is solely the separately available technical specification. Attestor Forensics GmbH reserves the right to alter the design or specification without prior notice.

