


1

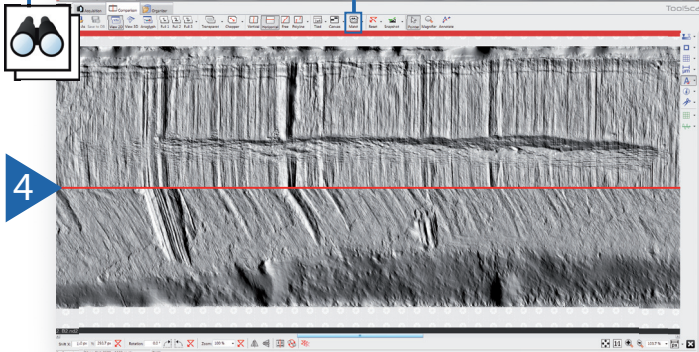
2




3

- 1 The whole blade or a test cut in lead is scanned with ToolScan
- 2 Marks on the evidence are scanned
- 3 Search areas are defined on each image
- 4 The blade is automatically matched with the marks on the evidence


CLICK




4



Marks on copper wire vs. test marks in lead



Marks on padlock vs. test marks in lead



Marks on padlock vs. bolt cutter blade

